

ICE MACHINE | BLMI-500AD

L x D x H — 30" x 24" x 20"

Blueair



Project: _____
 Model#: _____
 Item #: _____
 Qty: _____
 Available W/H: _____
 Approval: _____

STANDARD FEATURES

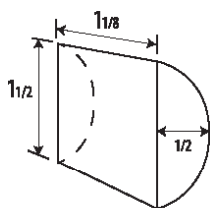
- BLMI-500AD produces up to 530 lbs. of ice daily
- Units produce individual crescent ice cubes
- Durable stainless steel cabinet
- Stainless steel evaporator
- Removable air filter
- Digital Self Diagnostic System (power switch is accessible without panel removal)
- Environmentally friendly refrigerant (R-410A)

Shown on Bin BLIB-500S

WARRANTY: 3 Years Parts and Labor
 5 Years Compressor Evaporator Warranty
 Valid in the Continental United States



Cube Dimensions*



*Approximate size in inches, image not to scale.

Operating Limits

- Ambient Temp Range 45 - 100°F
- Water Temp Range 45 - 90°F
- Water Pressure 30 - 100 PSIG
- Voltage Range 100 - 130V

Service

- Panels easily removed and all components accessible for service.
- Removable/cleanable air filters.
- Allow 6" (15cm) clearance at rear, sides, and top for proper air circulation and ease of maintenance/service.

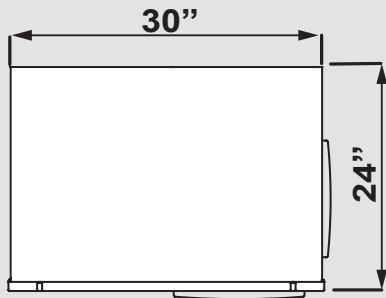
Plumbing

- Icemaker Water Supply Line: Minimum 3/8" Nominal ID Copper Water Tubing or Equivalent
- Icemaker Drain Line: Minimum 3/4" Nominal ID Hard Pipe or Equivalent

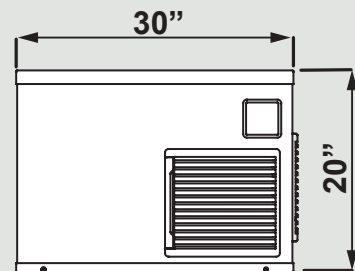
*BLUE AIR has the right to change specifications without further notice.

		ICE PRODUCTION				Air 90° F / Water 70° F					
Condenser	Model	Air / Water Temp Lbs. per 24 hours		Per Cycle		KWH per 100 lbs.	Portable Water Gal. per 100 lbs.	Min. Circuit Amperage	Voltage V/HZ/PH	Shipping Weight lbs / kg	Energy Star®
		70°/50°F	90°/70°F	Lbs.	Cubes						
Air-Cooled	BLMI-500AD	530	417	9.18	432	5.56	15	14	115V/60/1	161 / 73	N/A

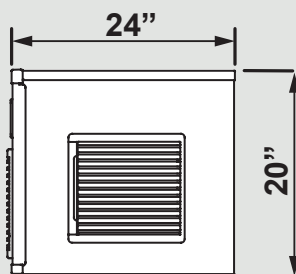
TOP VIEW



FRONT VIEW



SIDE VIEW



BACK VIEW

