



Project \_\_\_\_\_  
 Item # \_\_\_\_\_  
 Quantity \_\_\_\_\_

# Glo-Ray® Infrared Strip Heaters with Lights


Models:

- GRAL -18, -24, -30, -36, -42, -48, -54, -60, -66, -72, -84, -96, -108, -120, -132, -144  
 GRAHL-18, -24, -30, -36, -42, -48, -54, -60, -66, -72, -84, -96, -108, -120, -132, -144

Keep food hot and fresh and hold optimum serving temperatures longer. Extruded aluminum housings go up to 144" (3658 mm) in length and have lights to illuminate your food holding area. Heavy-duty stainless steel housings are available for marine applications.

## Standard features

- Provides even heat distribution – no “cold spots”
- Pre-focused heat maintains safe serving temperatures longer
- Standard and High Watt available
- Sturdy extruded aluminum housings that do not sag, from 18" to 144" (457 to 3658 mm)
- Metal sheathed heating element part guaranteed against burnout and breakage for two years
- Reflector does not blacken, maintaining a consistent heat pattern
- Reinforced wire guard provides operator safety without affecting heat distribution
- Coated shatter-resistant incandescent lights enhance brilliant product display while safeguarding food from bulb breakage
- 60 watt teflon coated bulbs (1 per foot), Halogen bulbs available
- Extra lights available – two per foot, minus one (GRAHL-48 with extra lights will have seven bulbs)
- Optional sneeze guard made of shatterproof, easy-to-clean acrylic provide safe food serving environment
- Additional reflector styles and lower wattage elements also available, please consult factory for more information



## Options (available at time of purchase only)

- Housing in *Designer Color* or Gloss Finish – clear Anodized Standard<sup>†</sup>
- |                                      |                                       |   |   |
|--------------------------------------|---------------------------------------|---|---|
| <input type="checkbox"/> Warm Red    | <input type="checkbox"/> Black        | <input type="checkbox"/> Gray Granite   | <input type="checkbox"/> White Granite  |
| <input type="checkbox"/> Navy Blue   | <input type="checkbox"/> Hunter Green | <input type="checkbox"/> Antique Copper | <input type="checkbox"/> Radiant Red    |
| <input type="checkbox"/> Glossy Gray | <input type="checkbox"/> Bold Black   | <input type="checkbox"/> Gleaming Gold  | <input type="checkbox"/> Brilliant Blue |
- Indicator Light
- Tandem Elements, Single Glo-Ray®s – maximum of two elements end-to-end (wattage will change based on configuration)
- Power Leads – Extended beyond Standard 3' (914 mm) Conduit (specify lead length)
- |   |   |
|---|---|
| <input type="checkbox"/> 1'-5" (305-1525 mm)    | <input type="checkbox"/> 6'-10" (1829-3048 mm)  |
| <input type="checkbox"/> 11'-15" (3352-4572 mm) | <input type="checkbox"/> 16'-20" (4877-6096 mm) |
- Sneeze Guard
- |   |  |
|---|--|
| <input type="checkbox"/> 9.375" (238 mm) – One Side | <input type="checkbox"/> 9.375" (238 mm) – Two Sides |
| <input type="checkbox"/> 14" (356 mm) – One Side    | <input type="checkbox"/> 14" (356 mm) – Two Sides    |
- Bulbs
- No Bulbs (GRAL 120V models only)
- Halogen Bulb in lieu of Standard Display Light (40 watt), 120V only
- Extra Lamps – Installed (max. two per 12" (305 mm) less one) – one per 12" (305 mm) is standard
- Bright Annealed Reflector for Lights
- Infinite Control in lieu of Toggle – Remote Enclosure Recommended  
 Consult factory if rating of element exceeds 12.2 amps – choose below:
- Built-in (max. of 12.2 amps) (remote installation recommended)
- Remote Infinite Switches (max. 12.2 amps)
- Remote Toggle Switches (max. 15 amps)
- Remote Box – Aluminum finish Standard  
 Optional *Designer Color* or Gloss Finish<sup>†</sup>
- |                                      |                                       |   |   |
|--------------------------------------|---------------------------------------|---|---|
| <input type="checkbox"/> Warm Red    | <input type="checkbox"/> Black        | <input type="checkbox"/> Gray Granite   | <input type="checkbox"/> White Granite  |
| <input type="checkbox"/> Navy Blue   | <input type="checkbox"/> Hunter Green | <input type="checkbox"/> Antique Copper | <input type="checkbox"/> Radiant Red    |
| <input type="checkbox"/> Glossy Gray | <input type="checkbox"/> Bold Black   | <input type="checkbox"/> Gleaming Gold  | <input type="checkbox"/> Brilliant Blue |
- Adjustable Tubular Stands 10"-14" (254-356 mm) (Aluminum finish only)
- Non-Adjustable Tubular Stands – specify length (matches housing color)
- |                                       |                                       |                                       |                                       |
|---------------------------------------|---------------------------------------|---------------------------------------|---------------------------------------|
| <input type="checkbox"/> 10" (254 mm) | <input type="checkbox"/> 12" (305 mm) | <input type="checkbox"/> 14" (356 mm) | <input type="checkbox"/> 16" (406 mm) |
|---------------------------------------|---------------------------------------|---------------------------------------|---------------------------------------|
- C-Leg Stands – for models up to 6' (1829 mm) – choose wattage and clearance
- |  |  |
|--|--|
| <input type="checkbox"/> Standard Watt –10" (254 mm) | <input type="checkbox"/> High Watt –13.5" (343 mm) |
|--|--|
- T-Leg Stands – for models up to 6' (1829 mm) – choose clearance
- |   |   |
|---|---|
| <input type="checkbox"/> 10" (254 mm) (standard Watt) | <input type="checkbox"/> 13.5" (343 mm) |
| <input type="checkbox"/> 16" (406 mm)                 | <input type="checkbox"/> 18" (457 mm)   |
- Attached 6' (1829 mm) Cord and Plug Set – choose below
- |  |
|--|
| <input type="checkbox"/> 120V models up to 72" (1829 mm) – requires Standard Chain Mount Kit or add optional C-leg Stands, or T-leg Stands |
| <input type="checkbox"/> Export models up to 96" (2438 mm)   |
- Two S hooks with two 6" (153 mm) lengths of chain

## Accessories

- Adjustable Angle Brackets (with clearance above unit)
- |   |   |
|---|---|
| <input type="checkbox"/> 1"-2" (25-51 mm) | <input type="checkbox"/> 7" (178 mm) - GRAL models only |
|---|---|
- Chain Suspension
- Chef LED 120V adjustable bulb - GRAHL requires pass-through uage only and unit must be 10" (254 mm) or higher from surface - bulbs must be rotated down
- |  |  |
|--|--|
| <input type="checkbox"/> 3000K Similar to warm halogen | <input type="checkbox"/> 4000K Similar to cool fluorescent |
|--|--|

<sup>†</sup>Non-standard colors are non-returnable

IFS anti-microbial coatings use naturally-occurring, environmentally sustainable, silver ions to help inhibit the growth of microbes on the powder coated surface. See [www.hatcocorp.com/antimicrobial-paint](http://www.hatcocorp.com/antimicrobial-paint) for more information.

For operation, location and safety information, please refer to the Installation and Operating Manual.



HATCO CORPORATION | P.O. Box 340500 Milwaukee, WI 53234-0500 U.S.A. | (414) 671-6350

[www.hatcocorp.com](http://www.hatcocorp.com) | [support@hatcocorp.com](mailto:support@hatcocorp.com) | [Find a Hatco Rep](#) | [Image Library](#) | [Document Library](#) | [Patents](#) | [Chat](#)

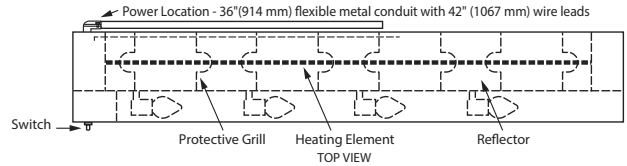



# Glo-Ray® Infrared Aluminum Strip Heaters with Lights

Models: GRAL-18, -24, -30, -36, -42, -48, -54, -60, -66, -72, -84, -96, -108, -120, -132, -144

GRAHL-18, -24, -30, -36, -42, -48, -54, -60, -66, -72, -84, -96, -108, -120, -132, -144

## GRAL and GRAHL



## SPECIFICATIONS -Glo-Ray® Infrared Aluminum Strip Heaters with Lights

**Phase:** All Single Phase (3-wire)

**Amps:** Amps on all models vary based on configuration – please consult factory.

The shaded areas contain electrical information for International models

| Standard Watt |               |           |         |                          | High Watt             |         |               |           |                          | Both Models                             |               |         |                        |
|---------------|---------------|-----------|---------|--------------------------|-----------------------|---------|---------------|-----------|--------------------------|---|---------------|---------|------------------------|
| Model         | Volts         | Watt      | Amp     | Ship Weight <sup>†</sup> | Model                 | Volts   | Watt          | Amp       | Ship Weight <sup>†</sup> | Width x Depth x Height                  | Optional Plug |         |                        |
| GRAL-18       | 120           | 370       | 3.1     | 9 lbs.<br>(4 kg.)        | GRAHL-18              | 120     | 470           | 3.9       | 8 lbs.<br>(4 kg.)        | 18" x 9" x 2.5"<br>(457 x 229 x 64 mm)  | NEMA 5-15P    |         |                        |
|               | 120/208       |           | 2.2     |                          |                       | 2.7     |               | -         |                          |   |               |         |                        |
|               | 120/240       |           | 2.0     |                          |                       | 2.5     |               | -         |                          |   |               |         |                        |
|               | -             | -         | -       |                          |                       | -       | -             | -         |                          |   | -             | -       | CEE 7-7 Schuko BS-1363 |
|               | 200           | 314       | 1.6     |                          |                       | 2.0     | 200           | 407       |                          |   | 2.0           | 2.0     | -                      |
|               | 220-230 (CE)* | 350-383   | 1.6-1.7 |                          |                       | 2.0-2.1 | 220-230 (CE)* | 450-492   |                          |   | 1.9-2.0       | 2.5-2.6 | -                      |
| 230-240 (CE)* | 340-370       | 1.5-1.5   | 1.9-2.0 | 230-240 (CE)*            | 432-470               | 1.9-2.0 | 2.5-2.6       | -         |                          |   |               |         |                        |
| GRAL-24       | 120           | 470       | 3.9     | 10 lbs.<br>(5 kg.)       | GRAHL-24              | 120     | 620           | 5.2       | 10 lbs.<br>(5 kg.)       | 24" x 9" x 2.5"<br>(610 x 229 x 64 mm)  | NEMA 5-15P    |         |                        |
|               | 120/208       |           | 2.7     |                          |                       | 3.4     |               | -         |                          |   |               |         |                        |
|               | 120/240       |           | 2.5     |                          |                       | 3.1     |               | -         |                          |   |               |         |                        |
|               | -             | -         | -       |                          |                       | -       | -             | -         |                          |   | -             | -       | -                      |
|               | 200           | 407       | 2.0     |                          |                       | 2.0     | 200           | 546       |                          |   | 2.7           | 2.7     | -                      |
|               | 220-230 (CE)* | 450-492   | 2.0-2.1 |                          |                       | 2.0-2.1 | 220-230 (CE)* | 600-656   |                          |   | 2.7-2.9       | 2.7-2.9 | -                      |
| 230-240 (CE)* | 432-470       | 1.9-2.0   | 1.9-2.0 | 230-240 (CE)*            | 569-620               | 2.5-2.6 | 2.5-2.6       | -         |                          |   |               |         |                        |
| GRAL-30       | 120           | 570       | 4.8     | 12 lbs.<br>(6 kg.)       | GRAHL-30              | 120     | 780           | 6.5       | 11 lbs.<br>(5 kg.)       | 30" x 9" x 2.5"<br>(762 x 229 x 64 mm)  | NEMA 5-15P    |         |                        |
|               | 120/208       |           | 3.2     |                          |                       | 4.2     |               | -         |                          |   |               |         |                        |
|               | 120/240       |           | 2.9     |                          |                       | 3.8     |               | -         |                          |   |               |         |                        |
|               | -             | -         | -       |                          |                       | -       | -             | -         |                          |   | -             | -       | -                      |
|               | 200           | 499       | 2.5     |                          |                       | 2.5     | 200           | 694       |                          |   | 3.5           | 3.5     | -                      |
|               | 220-230 (CE)* | 550-601   | 2.5-2.6 |                          |                       | 2.5-2.6 | 220-230 (CE)* | 760-831   |                          |   | 3.5-3.6       | 3.5-3.6 | -                      |
| 230-240 (CE)* | 523-570       | 2.3-2.4   | 2.3-2.4 | 230-240 (CE)*            | 716-780               | 3.1-3.3 | 3.1-3.3       | -         |                          |   |               |         |                        |
| GRAL-36       | 120           | 755       | 6.3     | 13 lbs.<br>(6 kg.)       | GRAHL-36              | 120     | 980           | 8.2       | 13 lbs.<br>(6 kg.)       | 36" x 9" x 2.5"<br>(914 x 229 x 64 mm)  | NEMA 5-15P    |         |                        |
|               | 120/208       |           | 4.3     |                          |                       | 5.3     |               | -         |                          |   |               |         |                        |
|               | 120/240       |           | 3.9     |                          |                       | 4.8     |               | -         |                          |   |               |         |                        |
|               | -             | -         | -       |                          |                       | -       | -             | -         |                          |   | -             | -       | -                      |
|               | 200           | 657       | 3.3     |                          |                       | 3.3     | 200           | 864       |                          |   | 4.3           | 4.3     | -                      |
|               | 220-230 (CE)* | 725-792   | 3.3-3.4 |                          |                       | 3.3-3.4 | 220-230 (CE)* | 950-1038  |                          |   | 4.3-4.5       | 4.3-4.5 | -                      |
| 230-240 (CE)* | 693-755       | 3.0-3.1   | 3.0-3.1 | 230-240 (CE)*            | 900-980               | 3.9-4.1 | 3.9-4.1       | -         |                          |   |               |         |                        |
| GRAL-42       | 120           | 855       | 7.1     | 15 lbs.<br>(7 kg.)       | GRAHL-42              | 120     | 1130          | 9.4       | 16 lbs.<br>(8 kg.)       | 42" x 9" x 2.5"<br>(1067 x 229 x 64 mm) | NEMA 5-15P    |         |                        |
|               | 120/208       |           | 4.7     |                          |                       | 6.1     |               | -         |                          |   |               |         |                        |
|               | 120/240       |           | 4.3     |                          |                       | 5.5     |               | -         |                          |   |               |         |                        |
|               | -             | -         | -       |                          |                       | -       | -             | -         |                          |   | -             | -       | -                      |
|               | 200           | 749       | 4.3     |                          |                       | 4.3     | 200           | 1003      |                          |   | 5.0           | 5.0     | -                      |
|               | 220-230 (CE)* | 825-902   | 3.8-3.9 |                          |                       | 3.8-3.9 | 220-230 (CE)* | 1100-1202 |                          |   | 5.0-5.2       | 5.0-5.2 | -                      |
| 230-240 (CE)* | 785-855       | 3.4-3.6   | 3.4-3.6 | 230-240 (CE)*            | 1038-1130             | 4.5-4.7 | 4.5-4.7       | -         |                          |   |               |         |                        |
| GRAL-48       | 120           | 1040      | 8.7     | 17 lbs.<br>(8 kg.)       | GRAHL-48              | 120     | 1340          | 11.2      | 17 lbs.<br>(8 kg.)       | 48" x 9" x 2.5"<br>(1219 x 229 x 64 mm) | NEMA 5-15P    |         |                        |
|               | 120/208       |           | 5.8     |                          |                       | 7.3     |               | -         |                          |   |               |         |                        |
|               | 120/240       |           | 5.3     |                          |                       | 6.6     |               | -         |                          |   |               |         |                        |
|               | -             | -         | -       |                          |                       | -       | -             | -         |                          |   | -             | -       | -                      |
|               | 200           | 906       | 4.5     |                          |                       | 4.5     | 200           | 1184      |                          |   | 5.9           | 5.9     | -                      |
|               | 220-230 (CE)* | 1000-1093 | 4.6-4.8 |                          |                       | 4.6-4.8 | 220-230 (CE)* | 1300-1421 |                          |   | 5.9-6.2       | 5.9-6.2 | -                      |
| 230-240 (CE)* | 955-1040      | 4.2-4.3   | 4.2-4.3 | 230-240 (CE)*            | 1231-1340             | 5.4-5.6 | 5.4-5.6       | -         |                          |   |               |         |                        |
| GRAL-54       | 120           | 1165      | 9.7     | 19 lbs.<br>(9 kg.)       | GRAHL-54 <sup>‡</sup> | 120     | 1490          | 12.4      | 19 lbs.<br>(9 kg.)       | 54" x 9" x 2.5"<br>(1372 x 229 x 64 mm) | NEMA 5-15P    |         |                        |
|               | 120/208       |           | 6.4     |                          |                       | 8.0     |               | -         |                          |   |               |         |                        |
|               | 120/240       |           | 5.9     |                          |                       | 7.2     |               | -         |                          |   |               |         |                        |
|               | -             | -         | -       |                          |                       | -       | -             | -         |                          |   | -             | -       | -                      |
|               | 200           | 1022      | 5.1     |                          |                       | 5.1     | 200           | 1322      |                          |   | 6.6           | 6.6     | -                      |
|               | 220-230 (CE)* | 1125-1230 | 5.1-5.3 |                          |                       | 5.1-5.3 | 220-230 (CE)* | 1450-1585 |                          |   | 6.6-6.9       | 6.6-6.9 | -                      |
| 230-240 (CE)* | 1070-1165     | 4.7-4.9   | 4.7-4.9 | 230-240 (CE)*            | 1368-1490             | 5.9-6.2 | 5.9-6.2       | -         |                          |   |               |         |                        |

<sup>†</sup> Shipping weight includes packaging, does not include RMB.

\* CE approved units for 220-230V utilize a 220V heating system; 230-240V CE units utilize a 240V heating system.

<sup>‡</sup> Require a NEMA 5-20P cord for Canada.

**NOTE:** GRAL and GRAHL models that have multiple voltages listed, such as 120/208 or 120/240 have multiple circuits. For example, a 120/208V unit utilizes 120V for the light circuit and 208V for the heat circuit(s). Consult the electrical diagram supplied with the unit for specific information.

**CAUTION:** Strip heaters equipped with incandescent lights that require a circuit breaker larger than 20 amps for the heat element must have a separate circuit breaker for the incandescent lights that is 20 amps or less.





# Glo-Ray® Infrared Aluminum Strip Heaters with Lights

Models: GRAL-18, -24, -30, -36, -42, -48, -54, -60, -66, -72, -84, -96, -108, -120, -132, -144  
 GRAHL-18, -24, -30, -36, -42, -48, -54, -60, -66, -72, -84, -96, -108, -120, -132, -144

## SPECIFICATIONS -Glo-Ray® Infrared Aluminum Strip Heaters with Lights

**Phase:** All Single Phase (3-wire)

**Amps:** Amps on all models vary based on configuration – please consult factory.

The shaded areas contain electrical information for International models

| Standard Watt             |                           |           |                           |                          | High Watt                |                           |           |           |                          | Both Models                              |                           |
|---------------------------|---------------------------|-----------|---------------------------|--------------------------|--------------------------|---------------------------|-----------|-----------|--------------------------|--|---------------------------|
| Model                     | Volts                     | Watt      | Amps                      | Ship Weight <sup>⚡</sup> | Model                    | Volts                     | Watt      | Amps      | Ship Weight <sup>⚡</sup> | Width x Depth x Height                   | Optional Plug             |
| GRAL-60                   | 120                       | 1350      | 11.3                      | 21 lbs.<br>(10 kg.)      | GRAHL-60 <sup>†</sup>    | 120                       | 1700      | 14.2      | 21 lbs.<br>(10 kg.)      | 60" x 9" x 2.5"<br>(1524 x 229 x 64 mm)  | NEMA 5-15P                |
|                           | 120/208                   |           | 7.5                       |                          |                          | 9.2                       |           | -         |                          |  |                           |
|                           | 120/240                   |           | 6.9                       |                          |                          | 8.3                       |           | -         |                          |  |                           |
|                           | 200                       | 1179      | 5.9                       |                          |                          | 100                       | 1608      | 16.1      |                          |  | -                         |
|                           | 220-230 (CE) <sup>*</sup> | 1300-1421 | 5.9-6.2                   |                          |                          | 200                       | 1503      | 7.5       |                          |  | CEE 7-7 Schuko<br>BS-1363 |
|                           | 230-240 (CE) <sup>*</sup> | 1240-1350 | 5.4-5.6                   |                          |                          | 220-230 (CE) <sup>*</sup> | 1650-1803 | 7.5-7.8   |                          |  | -                         |
| 230-240 (CE) <sup>*</sup> | 1240-1350                 | 5.4-5.6   | 230-240 (CE) <sup>*</sup> | 1561-1700                | 6.8-7.1                  | -                         |           |           |                          |  |                           |
| GRAL-66 <sup>‡</sup>      | 120                       | 1460      | 12.2                      | 22 lbs.<br>(10 kg.)      | GRAHL-66 <sup>‡</sup> ■  | 120                       | 1860      | 15.5      | 22 lbs.<br>(10 kg.)      | 66" x 9" x 2.5"<br>(1676 x 229 x 64 mm)  | NEMA 5-15P                |
|                           | 120/208                   |           | 8.1                       |                          |                          | 10.0                      |           | -         |                          |  |                           |
|                           | 120/240                   |           | 7.3                       |                          |                          | 9.0                       |           | -         |                          |  |                           |
|                           | 200                       | 1281      | 6.4                       |                          |                          | 100                       | 1768      | 17.7      |                          |  | -                         |
|                           | 220-230 (CE) <sup>*</sup> | 1410-1541 | 6.4-6.7                   |                          |                          | 200                       | 1651      | 8.3       |                          |  | CEE 7-7 Schuko<br>BS-1363 |
|                           | 230-240 (CE) <sup>*</sup> | 1341-1460 | 5.8-6.1                   |                          |                          | 220-230 (CE) <sup>*</sup> | 1810-1978 | 8.2-8.6   |                          |  | -                         |
| 230-240 (CE) <sup>*</sup> | 1341-1460                 | 5.8-6.1   | 230-240 (CE) <sup>*</sup> | 1708-1860                | 7.4-7.8                  | -                         |           |           |                          |  |                           |
| GRAL-72 <sup>†</sup>      | 120                       | 1635      | 13.6                      | 24 lbs.<br>(11 kg.)      | GRAHL-72 <sup>†</sup> ■  | 120                       | 2085      | 17.4      | 34 lbs.<br>(16 kg.)      | 72" x 9" x 2.5"<br>(1829 x 229 x 64 mm)  | NEMA 5-15P                |
|                           | 120/208                   |           | 9.1                       |                          |                          | 11.3                      |           | -         |                          |  |                           |
|                           | 120/240                   |           | 8.3                       |                          |                          | 10.2                      |           | -         |                          |  |                           |
|                           | 200                       | 1429      | 7.4                       |                          |                          | 100                       | 1975      | 19.8      |                          |  | -                         |
|                           | 220-230 (CE) <sup>*</sup> | 1575-1722 | 7.2-7.5                   |                          |                          | 200                       | 1845      | 9.2       |                          |  | CEE 7-7 Schuko<br>BS-1363 |
|                           | 230-240 (CE) <sup>*</sup> | 1502-1635 | 6.5-6.8                   |                          |                          | 220-230 (CE) <sup>*</sup> | 2025-2213 | 9.2-9.6   |                          |  | -                         |
| 230-240 (CE) <sup>*</sup> | 1502-1635                 | 6.5-6.8   | 230-240 (CE) <sup>*</sup> | 1915-2085                | 8.3-8.7                  | -                         |           |           |                          |  |                           |
| GRAL-84 <sup>‡</sup> ■    | 120                       | 1920      | 16.0                      | 28 lbs.<br>(13 kg.)      | GRAHL-84 <sup>†</sup> ■  | 120                       | 2470      | 20.6      | 28 lbs.<br>(13 kg.)      | 84" x 9" x 2.5"<br>(2134 x 229 x 64 mm)  | -                         |
|                           | 120/208                   |           | 10.7                      |                          |                          | 13.4                      |           | -         |                          |  |                           |
|                           | 120/240                   |           | 9.8                       |                          |                          | 12.0                      |           | -         |                          |  |                           |
|                           | 200                       | 1679      | 8.4                       |                          |                          | 100                       | 2342      | 23.4      |                          |  | NEMA 5-15P                |
|                           | 220-230 (CE) <sup>*</sup> | 1850-2022 | 8.4-8.8                   |                          |                          | 200                       | 2187      | 10.9      |                          |  | CEE 7-7 Schuko<br>BS-1363 |
|                           | 230-240 (CE) <sup>*</sup> | 1763-1920 | 7.7-8.0                   |                          |                          | 220-230 (CE) <sup>*</sup> | 2400-2623 | 8.2-8.6   |                          |  | -                         |
| 230-240 (CE) <sup>*</sup> | 1763-1920                 | 7.7-8.0   | 230-240 (CE) <sup>*</sup> | 2268-2470                | 9.9-10.3                 | -                         |           |           |                          |  |                           |
| GRAL-96 <sup>‡</sup> ■    | 120                       | 2205      | 18.4                      | 32 lbs.<br>(15 kg.)      | GRAHL-96 <sup>†</sup> ■  | 120                       | 2880      | 24.0      | 53 lbs.<br>(24 kg.)      | 96" x 9" x 2.5"<br>(2438 x 229 x 64 mm)  | -                         |
|                           | 120/208                   |           | 12.3                      |                          |                          | 15.5                      |           | -         |                          |  |                           |
|                           | 120/240                   |           | 11.2                      |                          |                          | 14.0                      |           | -         |                          |  |                           |
|                           | 200                       | 1928      | 9.64                      |                          |                          | 100                       | 2733      | 27.3      |                          |  | NEMA 5-15P                |
|                           | 220-230 (CE) <sup>*</sup> | 2125-2323 | 9.7-10.1                  |                          |                          | 200                       | 2552      | 12.8      |                          |  | CEE 7-7 Schuko<br>BS-1363 |
|                           | 230-240 (CE) <sup>*</sup> | 2025-2205 | 8.8-9.2                   |                          |                          | 220-230 (CE) <sup>*</sup> | 2800-3060 | 12.7-13.3 |                          |  | -                         |
| 230-240 (CE) <sup>*</sup> | 2025-2205                 | 8.8-9.2   | 230-240 (CE) <sup>*</sup> | 2645-2880                | 11.5-12.0                | -                         |           |           |                          |  |                           |
| GRAL-108 <sup>†</sup> ■   | 120                       | 2390      | 19.9                      | 36 lbs.<br>(17 kg.)      | GRAHL-108 <sup>†</sup> ■ | 120                       | 3040      | 25.3      | 45 lbs.<br>(21 kg.)      | 108" x 9" x 2.5"<br>(2743 x 229 x 64 mm) | -                         |
|                           | 120/208                   |           | 13.4                      |                          |                          | 16.5                      |           | -         |                          |  |                           |
|                           | 120/240                   |           | 12.2                      |                          |                          | 14.9                      |           | -         |                          |  |                           |
|                           | 200                       | 2304-2518 | 10.5-10.9                 |                          |                          | 220-230                   | 2954-3228 | 13.4-14.0 |                          |  | -                         |
|                           | 220-230                   | 2304-2518 | 10.5-10.9                 |                          |                          | 230-240                   | 2792-3040 | 12.1-12.7 |                          |  | -                         |
|                           | 230-240                   | 2195-2390 | 9.5-10.0                  |                          |                          | -                         | -         | -         |                          |  | -                         |
| GRAL-120 <sup>†</sup> ■   | 120                       | 2700      | 22.5                      | 40 lbs.<br>(19 kg.)      | GRAHL-120 <sup>†</sup> ■ | 120                       | 3400      | 28.3      | 40 lbs.<br>(19 kg.)      | 120" x 9" x 2.5"<br>(3048 x 229 x 64 mm) | -                         |
|                           | 120/208                   |           | 15.1                      |                          |                          | 18.5                      |           | -         |                          |  |                           |
|                           | 120/240                   |           | 13.8                      |                          |                          | 16.7                      |           | -         |                          |  |                           |
|                           | 200                       | 2604-2846 | 11.8-12.4                 |                          |                          | 220-230                   | 3304-3611 | 15.0-15.7 |                          |  | -                         |
|                           | 220-230                   | 2604-2846 | 11.8-12.4                 |                          |                          | 230-240                   | 3123-3400 | 13.6-14.2 |                          |  | -                         |
|                           | 230-240                   | 2480-2700 | 10.8-11.3                 |                          |                          | -                         | -         | -         |                          |  | -                         |
| GRAL-132 <sup>†</sup> ■   | 120                       | 2980      | 24.8                      | 44 lbs.<br>(20 kg.)      | GRAHL-132 <sup>†</sup> ■ | 120                       | 3780      | 31.5      | 44 lbs.<br>(20 kg.)      | 132" x 9" x 2.5"<br>(3353 x 229 x 64 mm) | -                         |
|                           | 120/208                   |           | 16.7                      |                          |                          | 20.5                      |           | -         |                          |  |                           |
|                           | 120/240                   |           | 15.2                      |                          |                          | 18.5                      |           | -         |                          |  |                           |
|                           | 200                       | 2875-3142 | 13.1-13.7                 |                          |                          | 220-230                   | 3675-4016 | 16.7-17.5 |                          |  | -                         |
|                           | 220-230                   | 2875-3142 | 13.1-13.7                 |                          |                          | 230-240                   | 3472-3780 | 15.1-15.6 |                          |  | -                         |
|                           | 230-240                   | 2737-2980 | 11.9-12.4                 |                          |                          | -                         | -         | -         |                          |  | -                         |
| GRAL-144 <sup>†</sup> ■   | 120                       | 3270      | 27.3                      | 48 lbs.<br>(22 kg.)      | GRAHL-144 <sup>†</sup> ■ | 120                       | 4170      | 34.8      | 48 lbs.<br>(22 kg.)      | 144" x 9" x 2.5"<br>(3658 x 229 x 64 mm) | -                         |
|                           | 120/208                   |           | 18.3                      |                          |                          | 22.6                      |           | -         |                          |  |                           |
|                           | 120/240                   |           | 16.6                      |                          |                          | 20.4                      |           | -         |                          |  |                           |
|                           | 200                       | 3155-3448 | 14.3-15.0                 |                          |                          | 220-230                   | 4055-4432 | 18.4-19.3 |                          |  | -                         |
|                           | 220-230                   | 3155-3448 | 14.3-15.0                 |                          |                          | 230-240                   | 3830-4170 | 16.7-17.4 |                          |  | -                         |
|                           | 230-240                   | 3003-3270 | 13.1-13.6                 |                          |                          | -                         | -         | -         |                          |  | -                         |

⚡ Shipping weight includes packaging, does not include RMB.

• Require a NEMA 5-20P cord for Canada.

• 100 and 120V models with infinite switch require tandem (end-to-end) elements, consult factory for applications.

■ 100V and 120V models may require additional switches, consult factory for applications.

† Glo-Ray models 108"-144" (2743-3658 mm), 100V and 120V models of GRAHL-84, -96 contain tandem (end-to-end) elements that may be individually controlled.

◁ GRAHL-66 and GRAHL-72 require NEMA 5-20P cord (not available for Canada).

**NOTE:** GRAL and GRAHL models that have multiple voltages listed, such as 120/208 or 120/240 have multiple circuits. For example, a 120/208V unit utilizes 120V for the light circuit and 208V for the heat circuit(s). Consult the electrical diagram supplied with the unit for specific information.

**CAUTION:** Strip heaters equipped with incandescent lights that require a circuit breaker larger than 20 amps must have a separate circuit breaker for the incandescent lights that is 20 amps or less.

HATCO CORPORATION

P.O. Box 340500 Milwaukee, WI 53234-0500 U.S.A. | (414) 671-6350



[www.hatcocorp.com](http://www.hatcocorp.com)

[support@hatcocorp.com](mailto:support@hatcocorp.com)

[Find a Hatco Rep](#)

[Image Library](#)

[Document Library](#)

[Patents](#)

[Chat](#)



# Glo-Ray® Infrared Aluminum Strip Heaters with Lights

Models: GRAL-18, -24, -30, -36, -42, -48, -54, -60, -66, -72, -84, -96, -108, -120, -132, -144  
GRAHL-18, -24, -30, -36, -42, -48, -54, -60, -66, -72, -84, -96, -108, -120, -132, -144

**TOGGLE SWITCH** - Amps: Max.15 amps. Location: Chef's left side – light side  
**INFINITE SWITCH** - Max. 12.2 amps  
**CONDUIT/LEADS** - 3' (914 mm) conduit standard on 120V, 120/208V and 120/240V models only. **US/Canada:** 3' (914 mm) conduit with leads, server's right  
**Euro/UK:** 6' (152 mm) pigtail leads– server's right.

## MINIMUM RECOMMENDED MOUNTING HEIGHTS



(Refer to the Installation section of the Manual on the Hatco website)

**Standard Watt:** 8"-11" (203-279 mm)    **High Watt:** 11"-14" (279-356 mm)

### Combustibles

Unit to surface below: Standard watt - 10" (254 mm), High watt 13.5" (343 mm)  
Back to wall: 3" (76 mm) clearance  
Below overshelf: 1" (25 mm) clearance

### Non-Combustibles

#### Corded Units with Built-In Switches:

Unit to surface below: Standard watt: 10" (254 mm), High watt: 11" (279 mm)  
Must be installed in a pass through area - no back wall installation  
Below overshelf: 3" (76 mm) clearance

#### Hardwired with Built-In Switches:

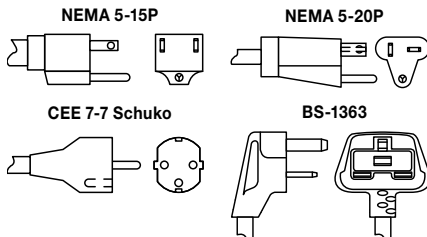
Unit to surface below:  
Standard watt: 8" (203 mm)  
High watt with infinite control or indicator light: 10" (254 mm)  
High watt with On/Off toggle switch: 8" (203 mm)  
Must be installed in a pass through area - no back wall installation  
Below overshelf: 1" (25 mm) clearance

#### Hardwired Units with Remote Switches:

Unit to surface below: 8" (203 mm)  
Back to wall: 0" (0 mm) clearance  
Below overshelf: 0" (0 mm) clearance  
Setback from the front of an overshelf: Maximum 10" (254 mm)

## PLUG CONFIGURATIONS - Optional

Please refer to electrical specifications shown in charts.



## REMOTE CONTROL ENCLOSURES

Must order an RMB. One Control Box per Strip Heater - If RMB2 is used, multiple warmers can be controlled from one box.



[Click here to download the RMB Choose Remote Box Excel Spreadsheet](#)

or follow this file path: [www.hatcocorp.com](http://www.hatcocorp.com) > Resources > Choose Remote Box

| Model   | Width         | Toggle Switches                                   |
|---------|---------------|---|
| RMB-3   | 5.5" (140 mm) | 2 Maximum   |
| RMB-7   | 9" (229 mm)   | 4 Maximum   |
| RMB-14  | 14" (356 mm)  | 6 Maximum   |
| RMB-16  | 16" (406 mm)  | 3 Maximum   |
| RMB-20  | 20" (508 mm)  | 3 Maximum   |
| Model   | Width         | Description                                       |
| RMB2-1R | 11" (279 mm)  | 1 toggle, 1 infinite, 1 relay, 1 indicator light  |
| RMB2-2R | 14" (356 mm)  | 1 toggle, 1 infinite, 2 relays, 1 indicator light |

## PRODUCT SPECS

### Infrared Foodwarmers with Lights

The Infrared Foodwarmer shall be a Glo-Ray®, manufactured by the Hatco Corporation, Milwaukee, WI 53234 U.S.A. The Foodwarmer shall be a Glo-Ray Model ... , rated at ... watts, ... volts, single phase, and be ... inches (millimeters) in overall width. The Glo-Ray shall consist of an aluminum housing and include as standard equipment four stainless steel shelf mounting tabs, incandescent lights, and an on-off switch may be optionally installed to either the front or rear of the unit. The infrared

heating element shall be tubular metal sheathed. The foodwarmer shall be factory-assembled ready for electrical installation. Options and accessories shall include adjustable or non-adjustable tubular stand, C-leg stand, T-leg stand, wall brackets, angle brackets, suspension chain and fittings, Chef LED bulb, sneeze guard, cord and plug set, indicator light, and infinite control - remote or built-in.

Warranty consists of 24/7 parts and service assistance (U.S. and Canada only).

HATCO CORPORATION | P.O. Box 340500 Milwaukee, WI 53234-0500 U.S.A. | (414) 671-6350



[www.hatcocorp.com](http://www.hatcocorp.com) | [support@hatcocorp.com](mailto:support@hatcocorp.com) | [Find a Hatco Rep](#) | [Image Library](#) | [Document Library](#) | [Patents](#) | [Chat](#)