

heated shelf merchandiser

models : GS1300-16, GS1300-16-S & GS1300-24, GS1300-24-S



FUNCTIONAL FEATURES

- Thermostatically controlled heated shelf and base plate
- Adjustable thermostat for precise temperature control
- Temperature range to above 150°F

CONSTRUCTION FEATURES

- Illuminated to showcase product on both heated surfaces
- Sturdy, durable stainless steel construction
- Slanted shelf/base units available that have the top shelf and base angled down 6-degrees in front

Model GS1300-16:

- (8) 3⁷/₈" aluminum product trays
- (2) grill racks
- (4) 2" x 16" display channels that allow you to slide in custom graphics (max. thickness: 0.025")

Model GS1300-16-S slanted shelf option also available. Unit includes the above mentioned aluminum product trays and grill racks, along with (2) custom graphics display channels.

Model GS1300-24:

- (8) 3⁷/₈" aluminum product trays
- (4) grill racks
- (2) 8" aluminum product trays
- (4) 2" x 24" display channels that allow you to slide in custom graphics (max. thickness: 0.025")

Model GS1300-24-S slanted shelf option also available. Unit includes the above mentioned aluminum product trays and grill racks, along with (2) custom graphics display channels.

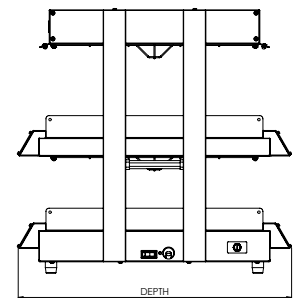
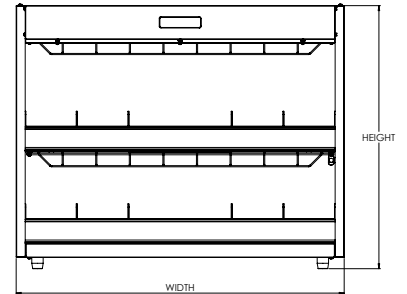
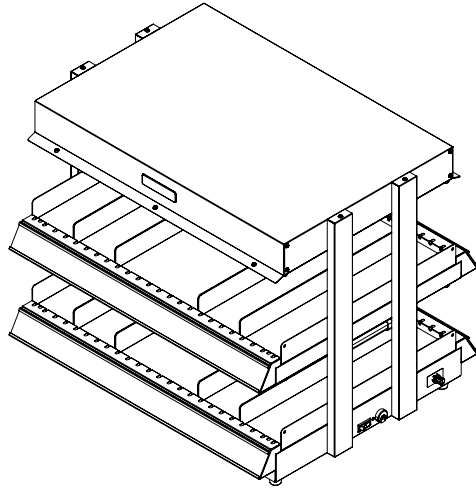


The perfect merchandiser for all your hot fast foods. Compact display unit is designed for maximum visibility and extended shelf life. Featuring product illumination for both shelves and an adjustable thermostat to keep your products at just the right serving temperature.



heated shelf merchandiser

models : GS1300-16, GS1300-16-S & GS1300-24, GS1300-24-S



SPECIFICATIONS MODEL GS1300-16 & GS1300-16-S:

Width18"
 Depth.....17"
 Height.....20.5"
Inside.....17" x 16"
 Shipping Dimensions.....22" x 22" x 24"
 Shipping Weight47 lbs
Voltage..... 120
Wattage 1275
Amps 10.6

- Best when operated on an individual branch circuit
- 6-ft power cord length

SPECIFICATIONS MODEL GS1300-24 & GS1300-24-S:

Width21"
 Depth.....25"
 Height.....20.5"
Inside.....17" x 24"
 Shipping Dimensions.....22" x 30" x 24"
 Shipping Weight66 lbs
Voltage..... 120
Wattage 1500
Amps 12.5

- Best when operated on an individual branch circuit
- 6-ft power cord length