



BEVERAGE-AIR

Project: _____	AIA#
Item: _____	
Location: _____	SIS#
Approved: _____	

HBR492HC BOTTOM MOUNT DUAL TEMPERATURE REFRIGERATOR/FREEZER

DUAL TEMPERATURE REFRIGERATOR/FREEZER

**MODEL:
HBRF49HC-1-A**

HBRF49HC Solid Door Bottom Mount Reach-In
Hydrocarbon Series



**3 Year Parts / Labor Warranty
Additional 4 Year Compressor Warranty**

CABINET CONSTRUCTION

- Stainless steel front, side, and grille (galvanized back & bottom)
- Stainless steel interior
- Full electronic control with one-touch defrost
- Dual temp refrigerator/freezer units provide two different operating temperature zones for different types of products
- Left: refrigerator section
- Right: freezer section
- One-piece grille allows easy removal/installation for preventative maintenance
- Door locks standard
- Self closing doors, 120° stay open feature with spring-loaded style hinges
- Snap-in magnetic door gaskets for easy cleaning and replacement
- Ten (10) heavy-duty epoxy coated wire shelves
- LED lighting standard
- 6" Heavy-duty casters with (2) brakes
- Certified for open food product

OPTIONS & ACCESSORIES

- Epoxy shelves
- Shelf clips
- 3" Caster or 6" legs
- Wine temperature control
- Door swing orientation (at time of order)
- Remote option* (see note on back page)

REFRIGERATION SYSTEM

- Uses environmentally friendly, energy efficient R290 refrigerant, and meets all regulatory requirements for CARB, SNAP, DOE & more
- Adaptive defrost
- Epoxy coated evaporator coil
- Refrigerator maintains product temperatures between 36°F to 38°F
- Freezer maintains product temperature to -10°F



Please verify qualifying units by visiting:
www.energystar.gov/cfs

3779 Champion Blvd., Winston-Salem, NC 27105
1-888-845-9800 Fax: 1-336-245-6453
Beverage-Air.com Sales@bevair.com



BEVERAGE-AIR

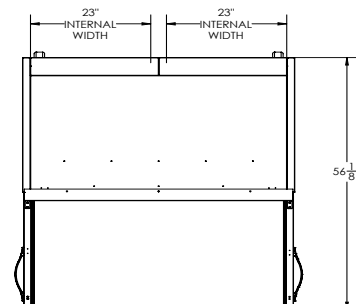
Dual Temp Bottom Mount Reach-In Solid Door Refrigerator / Freezer Model: HBRF49HC-1-A

MODEL	HBRF49HC-1-A
EXTERNAL DIMENSIONAL DATA	
Width Overall	52"
Depth Overall (with handles)	33 3/4"
Height Overall (with casters)	84"
Number of Doors/Shelves	2 / 10
Depth with Door Open 90°	56 1/8"
Door Openings (in)	22 3/4" x 52 5/8"
INTERNAL DIMENSIONAL DATA	
NET Capacity (cubic ft.)	(R) 21.01 (F) 21.01
Internal Width Overall (in)	(2) 23"
Internal Depth Overall (in)	27"
Internal Height Usable (in)	53"
ELECTRICAL DATA	
Full Load Amperes	(R) 2.4 (F) 7.5
REFRIGERATION DATA	
Horsepower	(R) 1/4 (F) 3/4
Capacity (BTU/Hr)	(R) 1702 (F) 1927
Heat Rejection (BTU/Hr)	5443.5
Charge (lbs/grams)	(R) .1433/65 (F) .3313/150
SHIPPING DATA	
Gross Weight - Crated	790 lbs
Height - Crated	88"
Width - Crated	53"
Depth - Crated	35"

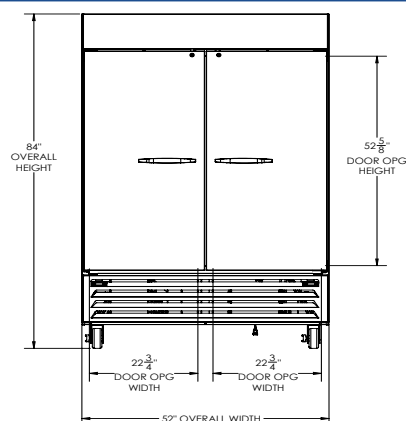
*NOTE: Remote units are field wired and come with 6" legs.
Refrigerant must be specified at time of order.

Model Views

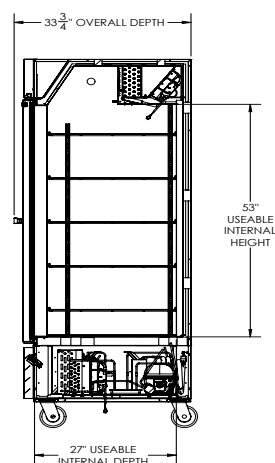
Required Clearance: Top 0", Bottom 3", Rear 3", Sides 0"



PLAN VIEW



ELEVATION VIEW



SIDE VIEW

ELECTRICAL CONNECTION

115/60/1

(2) NEMA 5-15P

Units pre-wired at factory and include 8' long cord and plug set.



3779 Champion Blvd., Winston-Salem, NC 27105 1-888-845-9800 Fax: 1-336-245-6453 Beverage-Air.com Sales@bevair.com

an Ali Group Company



The Spirit of Excellence