

Project Name: \_\_\_\_\_  
 Location: \_\_\_\_\_  
 Item #: \_\_\_\_\_ Qty: \_\_\_\_\_  
 Model: \_\_\_\_\_

## CHEF BASES

MODEL:  MXCB48HC  MXCB60HC  MXCB72HC



MXCB48HC



MXCB60HC



MXCB72HC


Maxx Cold Chef Bases are designed to streamline your foodservice operations. Our drawer models provide plenty of refrigerated storage space and quick, easy access to your food items. Constructed of all stainless steel, our chef stands provide additional room for countertop equipment such as grills. Equipped with 5" diameter swivel casters, two with brakes, full extension drawer slides and LED temperature display, you can depend on Maxx Cold Chef Bases.

### FEATURES AND CONSTRUCTION

- Constructed of stainless steel
- Easy to grip recessed door handles
- Full extension, heavy-duty drawer slides
- Equipped with four (4) 5" swivel casters (two with brakes)
- Solid state digital control system
- LED temperature display
- Equipped with integrated condensate evaporator therefore no drain line connection is needed
- Urethane foam insulated walls and drawers
- Front-breathing refrigeration system

### ELECTRIC

115V / 60Hz / 1Ph  
 (230V / 50-60Hz / 1Ph is available as an option)  
 6' (2m) NEMA 5-15P cord set included



NEMA 5-15P

### NET STORAGE CAPACITY (Cu Ft / L)

MXCB48HC.....	6.5 Cu Ft (184 L)
MXCB60HC.....	8.8 Cu Ft (249 L)
MXCB72HC.....	11.1 Cu Ft (314 L)

### 3RD PARTY APPROVALS



Intertek

Certified to ANSI NSF 7



Intertek

Certified to ANSI UL 471



Zero Ozone Depletion Potential



DOE 2017 Compliant

### TEMPERATURE

Holding temperature ..... 33°F to 41°F (1°C to 5°C)

- Solid-state controls and forced-air system deliver consistent, easily adjustable temperature performance

### MAXX COLD WARRANTY (USA / CANADA)

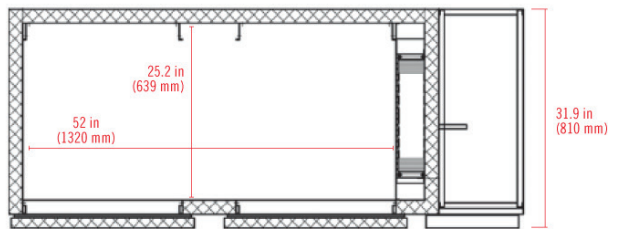
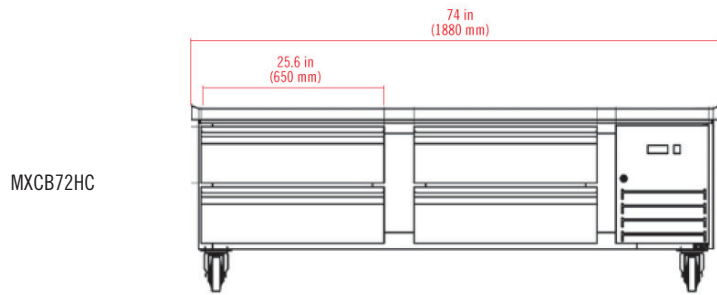
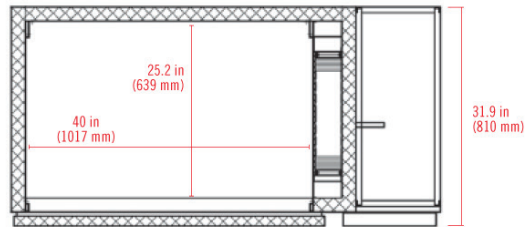
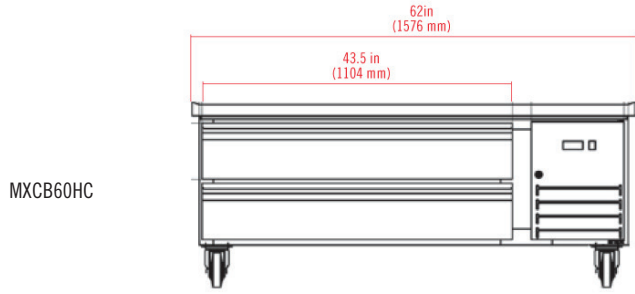
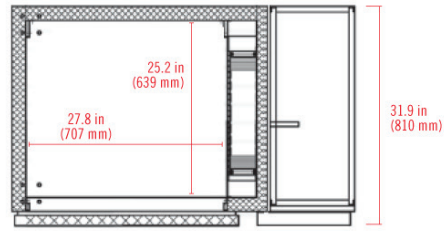
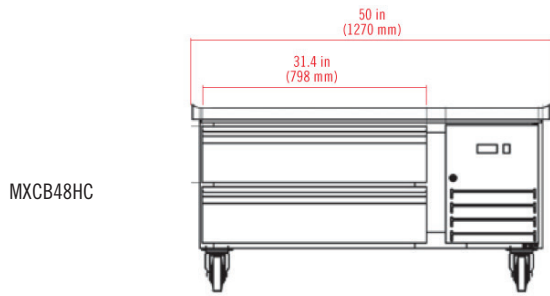
Contact Maxx Cold for warranty statement at  
 TechnicalServices@TheLegacyCompanies.com or 877.368.2797

# MAXX COLD CHEF BASES

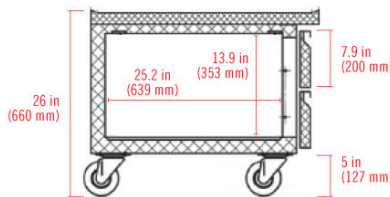
*X-series*

FRONT VIEW

TOP VIEW



SIDE VIEW  
(ALL MODELS)



MODEL	EXTERNAL DIMENSIONS	INTERNAL DIMENSIONS	NET CAPACITY	HOLDING TEMPERATURE RANGE	AMP DRAW	SHIPPING WEIGHT	REFRIGERANT AND CHARGE SIZE	DRAWERS	ELECTRICAL
MXCB48HC	50" x 31.9" x 26" (1270 x 810 x 660 mm)	27.8" x 25.2" x 13.9" (707 x 639 x 353 mm)	6.5 Cu Ft (184 L)	33°F to 41°F (1°C to 5°C)	2.1A	260 lbs (118 kg)	R290a 2.82 oz (80 g)	2	115V / 60Hz / 1Ph
MXCB60HC	62" x 31.9" x 26" (1576 x 810 x 660 mm)	40" x 25.2" x 13.9" (1017 x 639 x 353 mm)	8.8 Cu Ft (249 L)	33°F to 41°F (1°C to 5°C)	2.1A	302 lbs (137 kg)	R-290a 2.82 oz (80 g)	2	115V / 60Hz / 1Ph
MXCB72HC	74" x 31.9" x 26" (1880 x 810 x 660 mm)	52" x 25.2" x 13.9" (1320 x 639 x 353 mm)	11.1 Cu Ft (314 L)	33°F to 41°F (1°C to 5°C)	2.1A	353 lbs (160 kg)	R-290a 2.82 oz (80 g)	4	115V / 60Hz / 1Ph

## INSTALLATION

- Shorter castor options are available to lower the overall height of the unit to satisfy ADA or other low profile requirements