



# PANINI

## CONCEPT

### ELECTRIC PANINI PRESSES

*A complete range of panini grills especially suited for creative food the easy way*

- Fine grain cast iron grooved and smooth plates
- Stainless steel base for lasting service
- Adjustable spring counter balanced top
- Detachable front drip tray and scraper for convenient cleaning
- Even heat distribution through top and bottom plates
- Rapid grilling of sandwiches, meat, fish and vegetables
- Thermostatically controlled up to 570°F
- On/off switch and pilot lights for convenience and safety

208/240 V

### DIABLO



#### OPTIONS:

- \* grooved top and bottom plates
- \* smooth top and bottom plates
- \* smooth right top and bottom/ grooved left top and bottom
- \* smooth bottom/ grooved top.
- \* optional timers (2 required)

### MAJESTIC

208/240 V



#### OPTIONS:

- \* grooved top and bottom plates
- \* smooth top and bottom plates
- \* smooth right top and bottom/ grooved left top and bottom
- \* optional timers (2 required)

### PANINI

120 V

208/240 V



#### OPTIONS:

- \* grooved top and bottom plates
- \* smooth bottom/ grooved top plates
- \* smooth top and bottom plates
- \* optional timer

### SAVOY

120 V



#### OPTIONS:

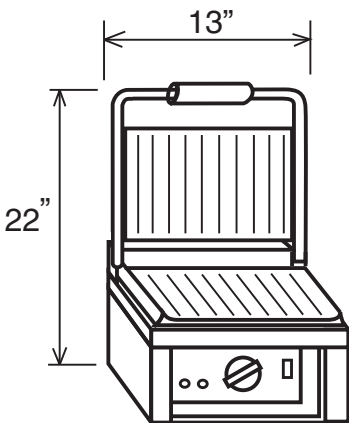
- \* grooved top and bottom plates
- \* smooth top and bottom plates
- \* optional timer



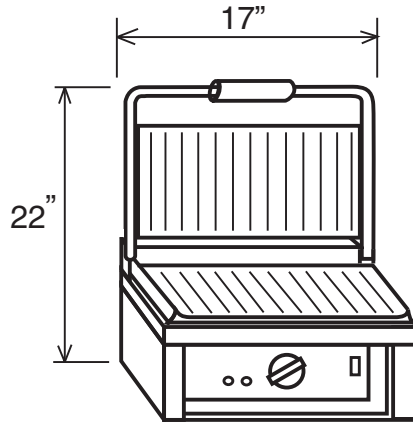
765 WESTMINSTER STREET PROVIDENCE, RI 02903  
 TEL: (401)273-3300 FAX: (401)273-3328 E-mail: sales@equipex.com  
 www.equipex.com



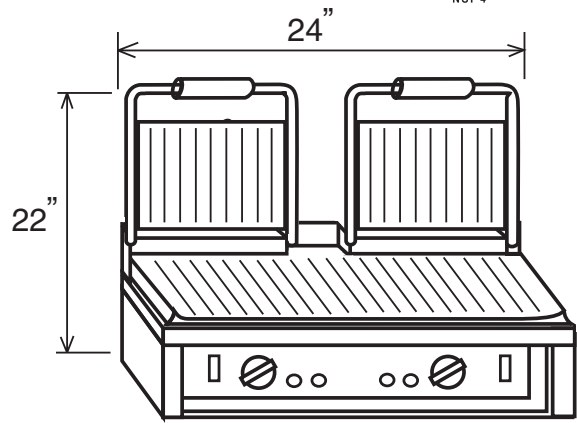
**ELECTRIC PANINI PRESSES**



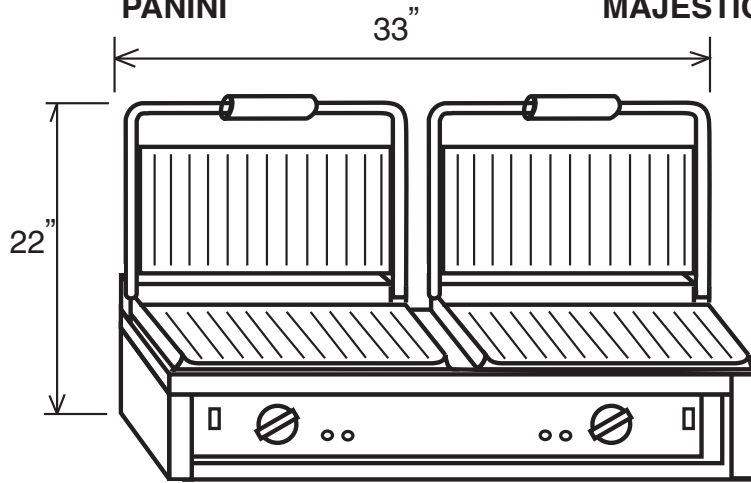
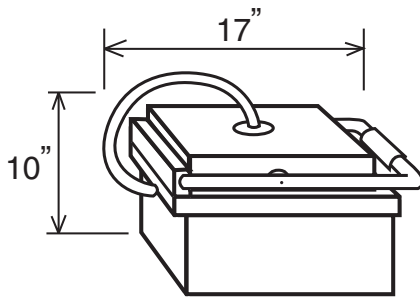
**SAVOY**



**PANINI**



**MAJESTIC**



**DIABLO**

**SPECIFICATIONS**

INSTALLATION CLEARANCE: 2" EACH SIDE

MODEL	ELECTRICAL	DIMENSIONS	WORK SURFACE	SHIPPING WEIGHT	NEMA PLUG
DIABLO	208/240V, 1PH 6.5KW, 24/27 Amps	33"Wx17"Dx22"H	14"Wx9 1/2"D two (2)	155 lbs	6-50 P
MAJESTIC	208/240V, 1PH 4KW, 16/18 Amps	24"Wx17"Dx22"H	21"Wx9 1/2"D	90 lbs	L6-30 P
PANINI	120V, 1.75KW, 14 Amps 208/240V, 1PH, 3KW, 12/14 Amps	17"Wx17"Dx22"H	14"Wx9 1/2"D	60 lbs	5-15 P 6-15 P
SAVOY	120V, 1.75KW, 14 Amps	13"Wx17"Dx22"H	10"Wx9 1/2"D	45 lbs	5-15 P

**WARRANTY: Limited one year parts and labor**



765 WESTMINSTER STREET PROVIDENCE, RI 02903  
 TEL: (401)273-3300 FAX: (401)273-3328 E-mail: sales@equipex.com  
 www.equipex.com