



BEVERAGE-AIR

Project: _____	AIA#
Item: _____	
Location: _____	SIS#
Approved: _____	

PRD3HC TOP MOUNT REFRIGERATOR: PASS-THRU

P-SERIES TOP MOUNT PASS-THRU REFRIGERATOR

MODEL:
PRD3HC-1BG

PRD3HC Glass Door Pass-Thru
Hydrocarbon Series



3 Year Parts/Labor Warranty
Additional 4 Year Compressor Warranty

CABINET CONSTRUCTION

- Exterior stainless steel front and side (galvanized top, bottom & back)
- Interior is made of corrosion resistant aluminum
- Full electronic control
- Expansion valve technology
- Variable speed compressor technology
- Self-closing doors with 120° stay-open feature
- Glass door
- LED interior light
- Cylinder locks
- Snap-in magnetic gaskets for positive door seal
- Hinged front shroud
- Energy saving thermal breaker
- Stainless steel breaker caps
- Nine (9) heavy-duty epoxy wire coated shelves
- 6" High adjustable stainless steel legs
- 8' Cord and plug (see electrical data for details)

OPTIONS & ACCESSORIES

- Stainless steel interior
- Additional shelves
- Shelf clips
- 3" or 6" Casters
- 6" Seismic legs
- Tray slides (type A & A/C)
- Door swing orientation (at time of order)
- Remote option* (see note back on page)

REFRIGERATION SYSTEM

- Uses environmentally friendly, energy efficient R290 refrigerant, and meets all regulatory requirements for CARB, SNAP, DOE & more
- Adaptive defrost
- Epoxy coated evaporator coil, located out of the food zone
- Refrigerator capable of maintaining product temperature 36°F to 38°F



Please verify qualifying units by visiting:
www.energystar.gov/cfs

3779 Champion Blvd., Winston-Salem, NC 27105
1-888-845-9800 Fax: 1-336-245-6453
Beverage-Air.com Sales@bevair.com



BEVERAGE-AIR®

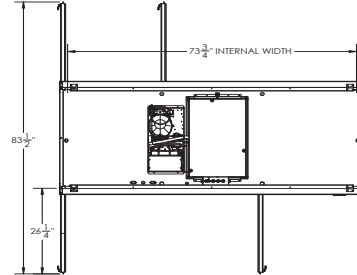
MODEL	PRD3HC-1BG
EXTERNAL DIMENSIONAL DATA	
Width Overall	77 ¾"
Depth Overall with Handles	36"
Height Overall	84 ½"
Number of Doors	6
Depth with Door Open 90°	83 ½"
Door Opening (in)	21 ½" x 54 ⅝"
INTERNAL DIMENSIONAL DATA	
NET Capacity (cubic ft.)	73.99
Internal Width Overall (in)	73 ¾"
Internal Depth Overall (in)	26"
Internal Height Overall (in)	56 1/2"
No. of Shelves	9
ELECTRICAL DATA	
Full Load Amperes 115/60/1**	10.8
REFRIGERATION DATA	
Horsepower	(2) 1/3
Capacity (BTU/Hr)	5600
Heat Rejection (BTU/Hr)	8400
Charge (lbs/grams)	0.2866/130
WEIGHT DATA	
Gross Weight (crated lbs)	950 lbs
Height - Crated	88"
Width - Crated	87"
Depth - Crated	45"

*NOTE: Remote units are field wired and come with 6" legs. Refrigerant must be specified at time of order.

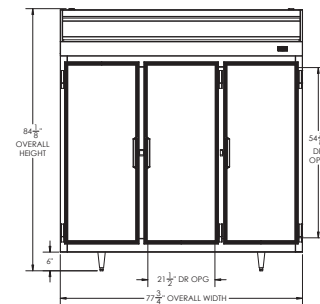
Top Mount Refrigerator: Pass-Thru Model: PRD3HC-1BG

Model Views

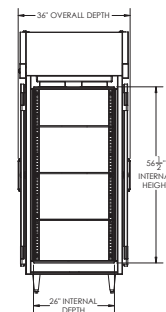
12" Top and 3" side and rear clearance is required



PLAN VIEW



ELEVATION VIEW



SIDE VIEW

ELECTRICAL CONNECTION



115/60/1**
NEMA 5-15P

Unit pre-wired at factory and include 8' long cord and plug set.

** NOTE: This unit utilizes variable speed compressor technology. The compressor can experience nuisance tripping on Class A GFCI outlets which have a trip limit of 4 mA to 6 mA. To avoid this issue in a location that requires GFCI circuit protection, Beverage-Air recommends using a HUBBELL Model Number GFRST83W 20A Heavy Duty Hospital Grade Self-Test GFCI Receptacle.



3779 Champion Blvd., Winston-Salem, NC 27105 1-888-845-9800 Fax: 1-336-245-6453 Beverage-Air.com Sales@bevair.com

an Ali Group Company



The Spirit of Excellence