



“WE MAKE THE KITCHEN BETTER!”

Toll Free: 855-855-0399 Email: info@atosausa.com
www.atosa.com | www.atosausa.com
California, Colorado, Florida, Georgia, Illinois,
Massachusetts, New Jersey, Ohio, Texas, Washington

Shallow Depth Back Bar Coolers With Glass Doors

Standard Features

- Stainless steel exterior & interior
- Electronic temperature controller
- Maintains temperatures between 33°F – 40°F
- Heavy duty compressor with environmentally friendly R290 refrigerant
- Slide out compressor assembly for easy maintenance
- LED Interior light(s)
- Magnetic door gasket(s) standard for positive door seal
- Door lock(s) standard
- Pre-installed epoxy coated shelves
- Pre-installed casters

Optional Accessories

- Extra shelves – includes 4 shelf clips per shelf
SBB48GGRAUS1 - Top Left Shelf part#: W040237801
(Top Right Shelf, Bottom Shelves) W040237701
- SBB59GGRAUS1- Top Left Shelf part#: W040235801
(Top Right Shelf, Bottom Shelves) W040235701
- SBB69GGRAUS1 - Top Left Shelf part#: W040238101
(Top Right Shelf, Bottom Shelves) W040238001

For the best results of food preservation we recommend setting your refrigerator between 33 °F - 40 °F

1. Don't forget to leave the unit some room to breathe!
2. Please clean the condenser frequently to give the unit more fresh air.



2 YEAR PARTS AND LABOR WARRANTY (US ONLY)
5 YEAR COMPRESSOR PART WARRANTY (US ONLY)

MODELS:

SBB48GGRAUS1 / SBB59GGRAUS1 / SBB69GGRAUS1



SBB48GGRAUS1



SBB59GGRAUS1



SBB69GGRAUS1





"WE MAKE THE KITCHEN BETTER!"

Toll Free: 855-855-0399 Email: info@atosausa.com

www.atosa.com | www.atosausa.com

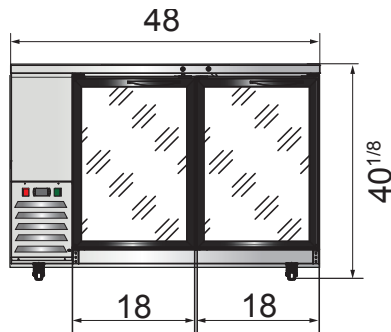
California, Colorado, Florida, Georgia, Illinois, Massachusetts, New Jersey, Ohio, Texas, Washington

SPECIFICATIONS

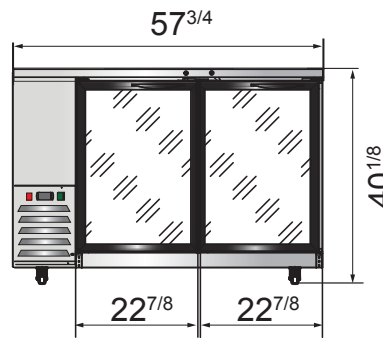
Models	Door	Capacity (Cu.Ft.)	Shelves	Casters (inch)	Amps (A)	Voltage (V/Hz/Ph)	HP	Refrigerant	Exterior Dimensions (inch)	Net Weight (lbs)	Gross Weight (lbs)
SBB48GGRAUS1	2	11.5	4	2	2.3	115/60/1	1/7	R290	48×24 ^{1/2} ×40 ^{1/8}	205	249
SBB59GGRAUS1	2	15	4	2	2.3	115/60/1	1/7	R290	57 ^{3/4} ×24 ^{1/2} ×40 ^{1/8}	225	269
SBB69GGRAUS1	2	18.6	4	2	2.3	115/60/1	1/7	R290	68×24 ^{1/2} ×40 ^{1/8}	247	298

PLAN VIEW

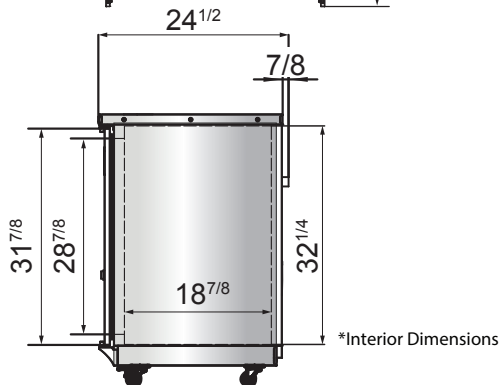
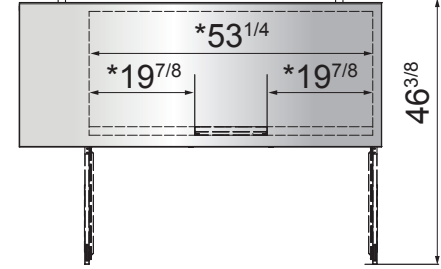
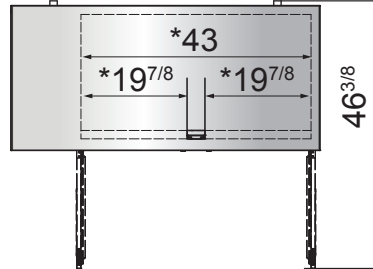
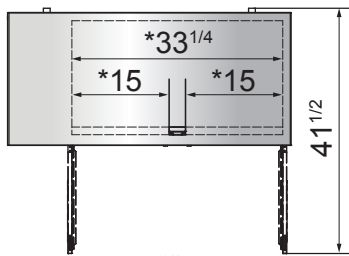
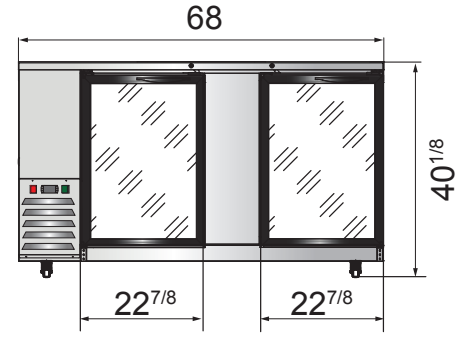
SBB48GGRAUS1



SBB59GGRAUS1



SBB69GGRAUS1



Epoxy shelves



Door lock



Temperature control



NEMA 5-15P



NEMA
15A/125V