

Project \_\_\_\_\_

Item Number \_\_\_\_\_

Quantity \_\_\_\_\_

SL160LH/SL160LB



## SL160LH / SL160LB SILVERLINE Spiral Mixers with Attached Lifter

### Models:

- SL160LH: 350lbs (160Kg) Spiral Mixer
- SL160LB: 350lbs (160Kg) Spiral Mixer

SILVERLINE Spiral Mixer  
with Attached Lifter

### Features:

- Stainless steel bowl, spiral dough hook, and shaft
- Separate bowl and agitator motors
- Has two speeds and reverse function
- Control board has separate timers for 1st and 2nd speed
- Mixer is equipped with built in lifter for lifting and discharge of mixed products
- Lifter can tilt machine to the right or left (must specify when ordering)
- Difference between H and B models is the height of the lifter (one for bench top and one for hoppers)
- Safety switches protect operator from injury if bowl lid is open
- Powerful belt drive provides low vibration, low noise, and economical maintenance for years of reliable service



Univex Corporation

### Dough hook:

**1st speed:** 95rpm  
**2nd speed:** 190rpm  
**Bowl Speed:** 15rpm

### Warranty:

- One year, on-site parts and labor

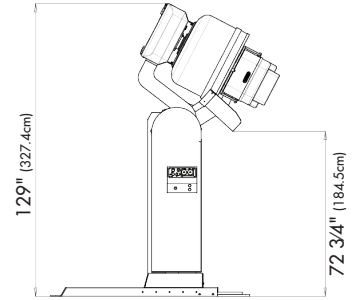
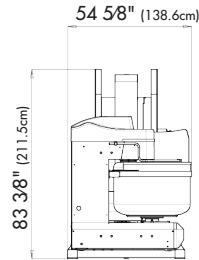
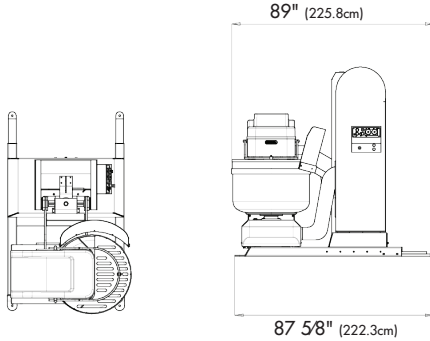


WE RAISE THE BAR. WE SET THE STANDARD.

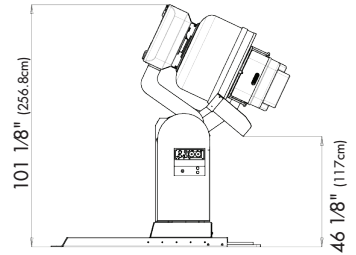
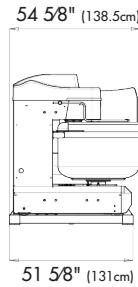
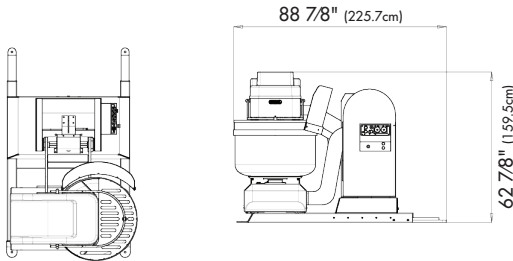
**SILVERLINE Spiral Mixer with Attached Lifter**

**SL160LH/SL160LB**

SL160LH



SL160LB



**Electrical Information (60Hz)**

| Model                       | Voltage | Phase | Spiral hp(kW) | Bowl hp(kW) | Lifter hp(kW) | Total hp(kW) | Spiral Amps | Bowl Amps | Lifter Amps | Total Amps |
|-----------------------------|---------|-------|---------------|-------------|---------------|--------------|-------------|-----------|-------------|------------|
| SL160LH                     | 220     | 3     | 15 (11)       | 1 (.75)     | 3 (2.2)       | 19 (13.95)   | 52.8        | 4.48      | 13          | 57.28      |
| SL160LH<br>Optional Voltage | 400     | 3     | 15 (11)       | 1 (.75)     | 3 (2.2)       | 19 (13.95)   | 26.4        | 2.24      | 6.5         | 29         |
| SL160LB                     | 220     | 3     | 15 (11)       | 1 (.75)     | 3 (2.2)       | 19 (13.95)   | 52.8        | 4.48      | 13          | 57.28      |
| SL160LB<br>Optional Voltage | 400     | 3     | 15 (11)       | 1 (.75)     | 3 (2.2)       | 19 (13.95)   | 26.4        | 2.24      | 6.5         | 29         |

**Transmission:** Heavy duty low noise, low vibration belt drive.

**Bowl Guard:** Swings open for full access to bowl. Guard must be closed for mixer operation.

**Controls:** Control panel with manual timers. Separate timers for high and low speed. Security key for manual use. Bowl reverse direction switch.

**Plug Info:**

**Hard Wire With Shutoff**

**Shipping Information**

| Model   | Net Weight           | Shipping Weight      | Overall Dimensions                                  |
|---------|----------------------|----------------------|---|
| SL160LH | 4,188 lbs. (1,900Kg) | 4,538 lbs. (2,058Kg) | 91" (231.1cm) H x 96" (243.8cm) W x 60" (152.4cm) D |
| SL160LB | 3,527 lbs. (1,600Kg) | 3,877 lbs. (1,759Kg) | 71" (180.3cm) H x 96" (243.8cm) W x 60" (152.4cm) D |



**Univex Corporation**  
www.Univexcorp.com

3 Old Rockingham Rd  
Salem, NH 03079  
United States of America

TEL: (800)258-6358  
INTL TEL: (603)893-6191  
FAX: (800)356-5614  
INTL FAX: (603)893-1249