

Specifications

Description

Adcraft's stainless steel water boilers are ideal for any institution, church, cafeteria, etc. All parts are constructed of durable stainless steel and each unit is equipped with a clear water level gauge. The bottom of the unit has an extra large encapsulated heating element that is waterproof and distributes heat evenly throughout. A variable temperature control knob and heat resistant side handles come standard on each unit. An illuminated power switch lights up to let you know when the unit is in use. 120V, 1350W, 11.25 Amps. 3' power cord with NEMA 5-15 plug. ETL Listed and ETL Sanitation. This item is backed by Adcraft's 1 year limited warranty.

Construction

- All stainless steel construction inside and out
- Extra large encapsulated heating element for fast and even heating
- Cool to touch bakelite handles for easy transporting
- Available in 40 cup and 100 cup quantities

Operation

- Variable temperature control knob ranges from 85°-230°F
- Easy to read clear water level gauge with quick pour spigot
- Illuminated power switch and indicator

Electrical

- 120V, 1350W, 11.25 Amps
- 3' power cord with NEMA 5-15 plug

Model Features

- Non-slip rubber feet for stability
- Also great for keeping sauces such as Au Jus, barbeque sauce and other hot beverages warm for an extended period of time

Commercial Water Boilers

Models:

WB-100

WB-40



Certifications/Approvals

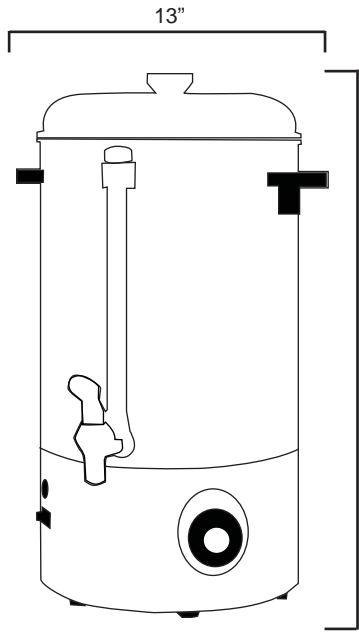


Warranty: This product is protected by Admiral Craft Equipment Corporation's one year limited warranty. Should your product fail under normal use it will be repaired or replaced up to one year from date of purchase.

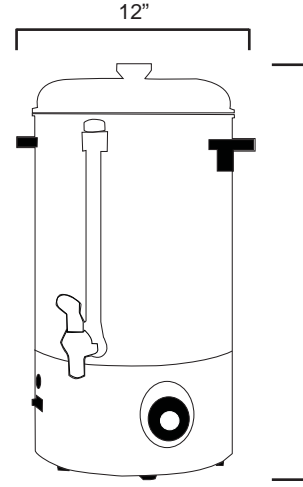


Commercial Water Boilers - WB-100, WB-40

Plan View





WB-100



WB-40

Specifications

Item Number	Description	Cup Capacity	Volts	Wattage	Amps	NEMA Plug
WB-100	100 Cup Water Boiler	100 cups	120V	1350W	11.25	5-15P 
WB-40	40 Cup Water Boiler	40 cups	120V	1350W	11.25	5-15P 

Shipping Info

Item Number	Box Dimensions	Item Dimensions	Gross Weight	Net Weight
WB-100	12.5"W x 13"D x 23"H	13"W x 13.5"D x 24"H	12 lbs	10 lbs
WB-40	11.5"W x 11.5"D x 18.75"H	12"W x 12"D x 19.75"H	8.5 lbs	7 lbs

For more information about this or any of our other products go to www.admiralcraft.com. This item is listed on AutoQuotes. For full explanation of warranty coverage on this product please refer to warranty page located in the owner's manual and warranty section at www.admiralcraft.com. Specifications subject to change without notice. Please confirm at time of order.